


DL7200C-RM1

SIRUBA
銀箭牌

Computerized Lockstitch Sewing Machine With
Single Stepping Motor & Edge Cutter

单步进带刀电脑平缝车



采用内置式直驱伺服马达，实现了机器的快速启动和制动的精确度；大幅度降低了噪音和振动，并降低了能耗，与普通的驱动装置相比，电量耗减35%以上，适用于缝制各类衬衫、西服或类似服装，特别是其衣领、前襟等部位，高速缝制时倒顺送料针距能保持完全一致，侧切刀装置使缝纫和修刀工序一次完成，工作效率提高。

With built-in direct drive servo motor to achieve the accuracy of the machine's rapidstart-up and braking; a significant reduction in noise and vibration, and reduce energy consumption, compared with conventional drive unit, battery depletion of 35% or more, suitable for sewing various shirts, suits or similar garments, especially it's collar, breast and other parts, inverted send high-speed sewing material pitch to be completely consistent, side cutter device sewing and knife trimming procedures in one time efficiency.



KAULIN

特点

FEATURES

		30mm落料空间： 废料从落料口自然滑落，每时每刻保持清爽乾淨。			USB介面： 超能USB介面。
		30mm space: 30mm space for giving up the waste, it brings out with a clean working space.			USB interface: Versatile USB interface equipped.

1 倒缝步进电机驱动：
步进电机控制倒缝和针距，精确度达到0.1mm，针距精准，重针度高，针距可锁定，不会因为传统标盘针距长久使用後导致针距忽大忽小。

Reverse sewing driven by stepping motor:
Stepping motor controls reverse sewing and needle movement. Actual precision can be as 0.1 mm. Needle gauge, which can be locked in, is precise with sewing repetition. It would not have the issue of unstable needle gauge using with traditional needle gauge device.

2 新静界，新智缝：
采用步进电机驱动倒缝，加固，声音轻，给你安静舒适的工作环境。而且可实现锁针，花样加固缝等传统结构无法实现的功能。

Quietness and Intelligence:
Manipulating the reverse sewing with stepping motor, it brings a calm environment. Other than traditional structure, it offers function of lockable needle and pattern sewing.






3 黑金刚镀层：
刀架导杆均采用DLC涂层处理，更耐用更耐磨。

Special black coating:
Cutter's stick is made with DLC coating which helps to increase durability.



规格

SPECIFICATIONS

DL7200C				布料厚度 Fabric Weight								
				L	M	H						
RM1-32-12	3.2	0~4	15.5				手动 Hand 4	自动 Auto 10~13 (可调 Adjustable)	#11~#14	3700	L680 W250 H530	36 / 44
RM1-48-12	4.8											
RM1-64-12	6.4											

※ 选配桌板：DL7000T-T1 ※ Optional Table : DL7000T-T1

功能 Function	代码Function Code	自动切线 Auto trimming	倒缝 Reverse Feeding	自动抬压脚 Auto Lifter
	12	V	V	V



由於对产品的改良及更新，本产品型录中之产品规格及外观的修改恕不事先通知！
The specification and/or appearances of the equipment described in this catalogue are subject to change without previous notice because of modification.

MAY, 2024